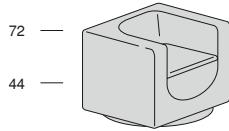


FARO

FARO GR



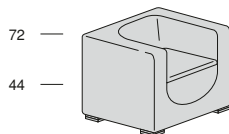
P.68 72

Profondità seduta cm. 50
Seat length cm. 50

Poltrona dotata di meccanismo girevole con sistema automatico di ritorno che permette alla poltrona di ritornare alla posizione iniziale. The armchair is equipped with a revolving mechanism automatically returning to initial position.



FARO PD

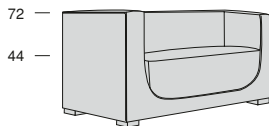


P.68 72

Profondità seduta cm. 50
Seat length cm. 50

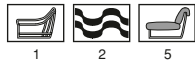


FARO PD 127

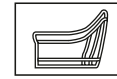


P.68 127

Profondità seduta cm. 50
Seat length cm. 50



Legenda



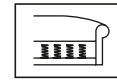
1 - Legno massiccio
- Solid wood

1



2 - Cinghie elastiche
- Elastic Belts

2




3 - Molle
- Springs

3



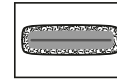
4 - Crine
- Vegetable hair

4



5 - Imbottiture in gomma indeformabile con rivestimento in Dacron.
- Non-deformable foam rubber upholstery with Dacron covering

5



6 - Cuscini gomma indeformabile con rivestimento in Dacron. Possibilità morbidi - medi - rigidi.
- Cushions foam rubber non-deformable with Dacron covering. Possibilities: soft - medium - hard

6



7 - Cuscini piuma
- Feather cushions

7



8 - Legno massiccio scolpito a mano
- Solid hand carved wood

8



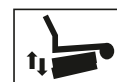
9 - Girevole
- Revolving

9



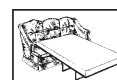
10 - Regolabile in altezza
- Height adjustment

10



11 - Basculante regolabile
- Position adjustment

11



12 - Possibilità letto
- Also for beds

12



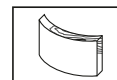
13 - Frangia in pelle intrecciata a mano
- Hand-woven leather fringe

13



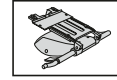
14 - Cucito a mano
- Sewed by hand

14



15 - Curvati in betulla
- Birch shaped wood

15



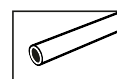
16 - Syncro mechanism

16



17 - Motore elettrico
- Electric engine

17



18 - Telaio in acciaio
- Steel frame

18