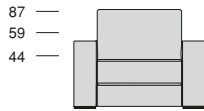
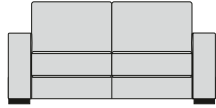


# SHIBUMI

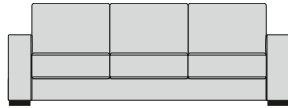
## SHIBUMI



P.85 107



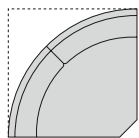
172



237



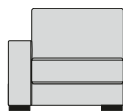
302



110



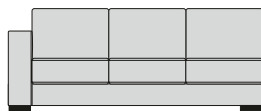
65



86



151

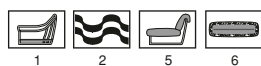


216

Profondità seduta cm. 55  
Seat length cm. 55

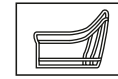


65x65



1 2 5 6

## Legenda



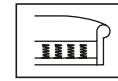
1 - Legno massiccio  
- Solid wood

1



2 - Cinghie elastiche  
- Elastic Belts

2




3 - Molle  
- Springs

3



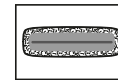
4 - Crine  
- Vegetable hair

4



5 - Imbottiture in gomma  
indeformabile con  
rivestimento in  
Dacron. Possibilità  
non-deformable foam  
rubber upholsteries  
with Dacron covering

5



6 - Cuscini gomma  
indeformabile con  
rivestimento in  
Dacron. Possibilità  
morbidi - medi - rigidi.  
- Cushions foam rubber  
non-deformable with  
Dacron covering.  
Possibilities: soft -  
medium - hard

6



7 - Cuscini piuma  
- Feather cushions

7



8 - Legno massiccio  
sculpto a mano  
- Solid hand carved  
wood

8



9 - Girevole  
- Revolving

9



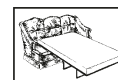
10 - Regolabile in altezza  
- Height adjustment

10



11 - Basculante regolabile  
- Position adjustment

11



12 - Possibilità letto  
- Also for beds

12



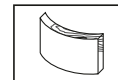
13 - Frangia in pelle  
intrecciata a mano  
- Hand-woven leather  
fringe

13



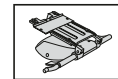
14 - Cucito a mano  
- Sewed by hand

14



15 - Curvati in betulla  
- Birch shaped wood

15



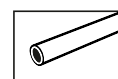
16 - Syncro mechanism

16



17 - Motore elettrico  
- Electric engine

17



18 - Telaio in acciaio  
- Steel frame

18